

# John Guest

## Fittings, Valves & Tube Contents



**CI & CM Acetal Imperial Fittings**

**PI & PM Acetal Imperial Fittings**

**Polypropylene Imperial Fittings**

**Polypropylene White Metric Fittings**

**Acetal Black Metric Fittings**

**Valves**

**Spares & Accessories**

**Tube**

**Marine Fittings & Tube**

**Caravan & Motorhome Tube & Fittings**

**John Guest offers a wide range of push-fit connectors, tube and other fluid control products for drinks dispense and pure water applications. The world's first food quality push-fit fitting, the John Guest range is now over 800 items strong and provides the quickest and most effective of installations with the quality assurance you would expect. Pushing the tube into the fitting is all that is needed to produce an instant but permanent leakproof connection. The fittings are just as easy to disconnect and re-use without the need for replacement parts. Our Beverage and Drinks Dispense products are produced in FDA compliant materials making them especially suitable for potable liquids.**

**CI ACETAL IMPERIAL FITTINGS**

The John Guest range of CI and CM fittings are manufactured in white (for inch sizes) and grey or black (for metric sizes) acetal. With a food grade EPDM 'O'ring they have been developed for the water industry but are equally suitable for other potable liquids. They are also recommended for intermittent hot water applications. The CI and CM range of fittings is NOT suitable for compressed air and vacuum applications. For these situations we recommend our [PI and PM range](#).

**Tube OD Thread Straight Adaptor Male - Taper Thread NPTF**

1/4"	1/8"	CI010821W
1/4"	1/4"	CI010822W
1/4"	3/8"	CI010823W
3/8"	1/4"	CI011222W



**Tube OD Equal Tee**

1/4"	CI0208W
3/8"	CI0212W



**Tube OD Equal Elbow**

1/4"	CI0308W
3/8"	CI0312W



**Tube OD Equal Straight**

1/4"	CI0408W
3/8"	CI0412W



**Stem OD Thread Stem Male Adaptor - Taper Thread NPTF**

1/4"	1/8"	CI050821W
1/4"	1/4"	CI050822W
3/8"	1/4"	CI051222W
3/8"	3/8"	CI051223W



**Stem OD Tube OD Reducer**

3/8"	1/4"	CI061208W
------	------	-----------



**Tube OD Bulkhead**

1/4"	CI1208W
------	---------



**Stem OD Tube OD Stem Elbow**

1/4"	1/4"	CI220808W
3/8"	1/4"	CI221208W
3/8"	3/8"	CI221212W



**Tube OD Thread Tap Adaptor Female - Thread BSP Cone End Seal**




1/4"	1/2"	CI320814S
1/4"	3/4"	CI320816S
3/8"	1/2"	CI321214S
3/8"	3/4"	CI321216S



**Tube OD Thread Tap Adaptor Female - Thread UNS Cone End Seal**




1/4"	7/16UNS	CI3208U7S
5/16"	7/16UNS	CI3210U7S
3/8"	7/16UNS	CI3212U7S









		Part Number/Description	
<b>Tube OD</b>	<b>Thread</b>	<b>Tap Adaptor Female - Thread BSP Flat End Seal</b>	
1/4"	3/4"	CI320816FS	
<b>Tube OD</b>	<b>Thread</b>	<b>Rigid Elbow Male - Taper Thread NPTF</b>	
1/4"	1/8"	CI480821W	
1/4"	1/4"	CI480822W	
1/4"	3/8"	CI480823W	
3/8"	1/4"	CI481222W	
<b>S/S OD</b>	<b>Tube ID</b>	<b>Barb Connector - Superseal to Tube</b>	
1/4"	1/4"	CI270808W	

### PI & PM ACETAL FITTINGS - IMPERIAL

Our PI and PM fittings are manufactured in grey (for inch sizes) and black (for metric sizes) acetal copolymer, making them especially suitable for applications involving foodstuffs and potable liquids. They are, however, equally suitable for air and inert gases and can be used on N2/CO2 (installed in accordance with The British Beer and Pub Association Code of Practice) mixed gas dispense lines and in pneumatics applications and vacuum.

<b>Tube OD</b>	<b>Thread</b>	<b>Straight Adaptor Male - Taper Thread BSPT</b>	
5/32"	1/8"	PM010401S	
5/32"	1/4"	PM010402S	
3/16"	1/8"	PI010601S	
3/16"	1/4"	PI010602S	
1/4"	1/8"	PI010801S	
1/4"	1/4"	PI010802S	
3/8"	1/4"	PI011202S	
3/8"	3/8"	PI011203S	
1/2"	3/8"	PI011603S	
1/2"	1/2"	PI011604S	
<b>Tube OD</b>	<b>Thread</b>	<b>Straight Adaptor Male - Taper Thread NPTF</b>	
5/32"	1/8"	PM010421S	
5/32"	1/4"	PM010422S	
3/16"	1/8"	PI010621S	
1/4"	1/8"	PI010821S	
1/4"	1/4"	PI010822S	
1/4"	3/8"	PI010823S	
3/8"	1/4"	PI011222S	
3/8"	3/8"	PI011223S	
3/8"	1/2"	PI011224S	
1/2"	3/8"	PI011623S	
1/2"	1/2"	PI011624S	
<b>Tube OD</b>	<b>Thread</b>	<b>Straight Adaptor Male - Parallel Thread BSP</b>	
1/4"	1/4"	PI010812S	
3/8"	1/4"	PI011212S	
3/8"	1/8"	NCPI011211S	

		Part Number/Description		
		<b>Straight Adaptor Male - Taper Thread MFL</b>		
Tube OD	Thread			
1/4"	1/4"	PI0108F4S		
5/16"	5/16"	PM0108F5S		
3/8"	1/4"	PI0112F4S		
3/8"	5/16"	PI0112F5S		
3/8"	3/8"	PI0112F6S		
3/8"	1/2"	PI0112F8S		
1/2"	1/2"	PI0116F8S		
5/16"	1/2"-16	PM0108C5S		
3/8"	1/2"-16	PI0112C5S		
		<b>Equal Tee</b>		
Tube OD				
5/32"		PM0204S		
3/16"		PI0206S		
1/4"		PI0208S		
5/16"		PM0208S		
3/8"		PI0212S		
1/2"		PI0216S		
		<b>Equal Elbow</b>		
Tube OD				
5/32"		PM0304S		
3/16"		PI0306S		
1/4"		PI0308S		
5/16"		PM0308S		
3/8"		PI0312S		
1/2"		PI0316S		
		<b>Equal Straight</b>		
Tube OD				
5/32"		PM0404S		
3/16"		PI0406S		
1/4"		PI0408S		
5/16"		PM0408S		
3/8"		PI0412S		
1/2"		PI0416S		
		<b>Stem Adaptor Male - Taper Thread BSPT</b>		
Stem OD	Thread			
5/32"	1/8"	PM050401S		
5/32"	1/4"	PM050402S		
3/16"	1/8"	PI050601S		
1/4"	1/8"	PI050801S		
1/4"	1/4"	PI050802S		
5/16"	1/8"	PM050801S		
5/16"	1/4"	PM050802S		
5/16"	3/8"	PM050803S		
3/8"	1/4"	PI051202S		
3/8"	3/8"	PI051203S		
1/2"	3/8"	PI051603S		
1/2"	1/2"	PI051604S		
		<b>Stem Adaptor Male - Parallel Thread BSP</b>		
Stem OD	Thread			
5/16"	1/4"	PM050812S		
3/8"	1/4"	PI051212S		

		Part Number/Description
<b>Stem Adaptor Male - Taper Thread NPTF</b>		
Stem OD	Thread	
5/32"	1/8"	PM050421S
5/32"	1/4"	PM050422S
3/16"	1/8"	PI050621S
1/4"	1/8"	PI050821S
1/4"	1/4"	PI050822S
1/4"	3/8"	PI050823S
5/16"	1/8"	PM050821S
5/16"	1/4"	PM050822S
5/16"	3/8"	PM050823S
3/8"	1/4"	PI051222S
3/8"	3/8"	PI051223S
1/2"	3/8"	PI051623S
1/2"	1/2"	PI051624S
<b>Stem Adaptor Male - Taper Thread British Nipple</b>		
Stem OD	Thread	
1/4"	1/2"-24	PI0508E5S
1/4"	9/16"-24	PI0508E6S
5/16"	1/2"-24	PM0508E5S
5/16"	9/16"-24	PM0508E6S
3/8"	1/2"-24	PI0512E5S
3/8"	9/16"-24	PI0512E6S
<b>Stem OD Tube OD Reducer</b>		
3/16"	5/32"	PI06065S
5/16"	3/16"	PI061006S
5/16"	1/4"	PI061008S
3/8"	3/16"	PI061206S
3/8"	1/4"	PI061208S
3/8"	5/16"	PI061210S
1/2"	5/16"	PI061610S
1/2"	3/8"	PI061612S
<b>Stem OD Plug</b>		
5/32"		PM0804S
3/16"		PI0806S
1/4"		PI0808S
5/16"		PM0808S
3/8"		PI0812S
1/2"		PI0816S
<b>Tube OD Thread Swivel Elbow Male - Taper Thread - BSPT</b>		
3/16"	1/8"	PI090601S
1/4"	1/4"	PI090802S
5/16"	1/8"	PM090801S
5/16"	1/4"	PM090802S
5/16"	3/8"	PM090803S
3/8"	3/8"	PI091203S
<b>Tube OD Thread Swivel Elbow Male - Taper Thread NPTF</b>		
5/32"	1/8"	PM090421S
5/32"	1/4"	PM090422S
3/16"	1/8"	PI090621S
1/4"	1/8"	PI090821S
1/4"	1/4"	PI090822S
5/16"	1/8"	PM090821S
5/16"	1/4"	PM090822S
5/16"	3/8"	PM090823S
3/8"	1/4"	PI091222S
3/8"	3/8"	PI091223S
1/2"	3/8"	PI091623S
1/2"	1/2"	PI091624S



		Part Number/Description
<b>Swivel Branch Tee Male - Taper Thread BSPT</b>		
3/16"	1/8"	PI100601S
1/4"	1/8"	PI100801S
1/4"	1/4"	PI100802S
5/16"	1/8"	PM100801S
5/16"	1/4"	PM100802S
5/16"	3/8"	PM100803S
3/8"	1/4"	PI101202S
3/8"	3/8"	PI101203S
1/2"	3/8"	PI101603S
1/2"	1/2"	PI101604S



<b>Swivel Branch Tee Male - Taper Thread NPTF</b>		
5/32"	1/8"	PM100421S
5/32"	1/4"	PM100422S
3/16"	1/8"	PI100621S
1/4"	1/8"	PI100821S
1/4"	1/4"	PI100822S
5/16"	1/8"	PM100821S
5/16"	1/4"	PM100822S
5/16"	3/8"	PM100823S
3/8"	1/4"	PI101222S
3/8"	3/8"	PI101223S
1/2"	3/8"	PI101623S
1/2"	1/2"	PI101624S


















<b>Swivel Run Tee Male - Taper Thread BSPT</b>		
3/16"	1/8"	PI110601S
1/4"	1/8"	PI110801S
1/4"	1/4"	PI110802S
5/16"	1/8"	PM110801S
5/16"	1/4"	PM110802S
5/16"	3/8"	PM110803S
3/8"	1/4"	PI111202S
3/8"	3/8"	PI111203S
1/2"	3/8"	PI111603S
1/2"	1/2"	PI111604S



<b>Swivel Run Tee Male - Taper Thread NPTF</b>		
5/32"	1/8"	PM110421S
5/32"	1/4"	PM110422S
3/16"	1/8"	PI110621S
1/4"	1/8"	PI110821S
1/4"	1/4"	PI110822S
5/16"	1/8"	PM110821S
5/16"	1/4"	PM110822S
5/16"	3/8"	PM110823S
3/8"	1/4"	PI111222S
3/8"	3/8"	PI111223S
1/2"	3/8"	PI111623S
1/2"	1/2"	PI111624S



		Part Number/Description		
<b>Tube OD</b>		<b>Bulkhead</b>		
5/32"		PM1204S		
1/4"		PI1208S		
5/16"		PM1208S		
3/8"		PI1212S		
1/2"		PI1216S		
<b>Tube OD</b>	<b>Tube OD</b>	<b>Reducing Bulkhead</b>		
3/8"	1/4"	PI121208S		
<b>Tube OD</b>		<b>Enlarger</b>		
3/8"	5/16"	PI131012S		
1/2"	3/8"	PI131216S		
<b>Tube OD</b>		<b>Locking Clip</b>		
1/4"		PIC1808R		
5/16"		PM1808R		
3/8"		PIC1812R		
1/2"		PIC1816R		
<b>Tube ID</b>		<b>Tube Inserts</b>		
1/4"		TSI250S		
5/16"		TSI312S		
3/8"		TSI375S		
<b>Tube OD</b>		<b>Reducing Straight Connector</b>		
1/4"	3/16"	PI200806S		
5/16"	5/32"	PM200804S		
5/16"	3/16"	PI201006S		
5/16"	1/4"	PI201008S		
3/8"	3/16"	PI201206S		
3/8"	1/4"	PI201208S		
3/8"	5/16"	PI201210S		
1/2"	5/16"	PI201610S		
1/2"	3/8"	PI201612S		
<b>Tube OD</b>		<b>Reducing Elbow</b>		
5/16"	5/32"	PM210804S		
5/16"	3/16"	PI211006S		
5/16"	1/4"	PI211008S		
3/8"	3/16"	PI211206S		
3/8"	1/4"	PI211208S		
3/8"	5/16"	PI211210S		
1/2"	5/16"	PI211610S		
1/2"	3/8"	PI211612S		
<b>Stem OD</b>		<b>Stem Elbow</b>		
5/32"	5/32"	PM220404S		
3/16"	3/16"	PI220606S		
1/4"	1/4"	PI220808S		
5/16"	5/16"	PM220808S		
3/8"	3/16"	PI221206S		
3/8"	1/4"	PI221208S		
3/8"	5/16"	PI221210S		
3/8"	3/8"	PI221212S		
1/2"	1/2"	PI221616S		

		Part Number/Description		
<b>Tube OD</b>		<b>Two Way Divider</b>		
1/4"		PI2308S		
5/16"		PM2308S		
1/2"		PI2316S		
<b>Stem OD</b>	<b>Hose ID</b>	<b>Tube to Hose Stem</b>		
1/4"	3/16"	PI250806S		
1/4"	1/4"	PI250808S		
1/4"	5/16"	PI250810S		
5/16"	3/16"	PI251006S		
5/16"	1/4"	PI251008S		
5/16"	5/16"	PM240808S		
5/16"	3/8"	PI251012S		
3/8"	1/4"	PI251208S		
3/8"	5/16"	PI251210S		
3/8"	3/8"	PI251212S		
3/8"	1/2"	PI251216S		
1/2"	3/8"	PI251612S		
1/2"	1/2"	PI251616S		
<b>Stem OD</b>	<b>Hose ID</b>	<b>Tube to Hose Elbow</b>		
1/4"	1/4"	PI290808S		
1/4"	5/16"	PI290810S		
5/16"	1/4"	PI291008S		
5/16"	5/16"	PM290808S		
3/8"	1/4"	PI291208S		
3/8"	5/16"	PI291210S		
<b>Tube OD</b>	<b>Tube OD</b>	<b>Reducing Tee</b>		
3/8"	1/4"	PI301208S		
1/2"	3/8"	PI301612S		
<b>Tube OD</b>	<b>Thread</b>	<b>Adaptor Female - BSP Thread Flat End</b>		
5/16"	1/2"	PI451014FS		
5/16"	5/8"	PI451015FS		
3/8"	3/8"	PI451213S		
3/8"	1/2"	PI451214FS		
3/8"	5/8"	PI451215FS		
1/2"	3/8"	PI451613S		
1/2"	5/8"	PI451615S		
<b>Tube OD</b>	<b>Thread</b>	<b>Adaptor Female - BSP Thread Cone End</b>		
5/16"	1/2"	PI451014CS		
5/16"	5/8"	PI451015CS		
3/8"	1/2"	PI451214CS		
3/8"	5/8"	PI451215CS		
1/2"	1/2"	PI451614CS		
<b>Tube OD</b>	<b>Thread</b>	<b>Adaptor Female - NPTF Thread Flat End</b>		
1/4"	1/4"	PI450822S		
3/8"	1/4"	PI451222S		
<b>Tube OD</b>		<b>End Stop</b>		
1/4"		PI4608S		
3/8"		PI4612S		



Part Number/Description	
-------------------------	--

**Tube OD**            **Cross**  
 3/8"                    PI4712S



**Tube OD Thread Rigid Elbow Male - Taper Thread NPTF**

1/4" 1/8" PI480821S  
 1/4" 1/4" PI480822S  
 1/4" 3/8" PI480823S  
 3/8" 1/4" PI481222S  
 3/8" 3/8" PI481223S



**POLYPROPYLENE IMPERIAL FITTINGS**

The PP range of push-fit fittings is produced in white polypropylene and parts are fitted with EPDM seals. Polypropylene has the advantage of being more chemically resistant than acetal.

**Tube OD Thread Straight Adaptor Male - Taper Thread NPTF**

1/4" 1/8" PP010821W  
 1/4" 1/4" PP010822W  
 1/4" 3/8" PP010823W  
 3/8" 1/4" PP011222W  
 3/8" 3/8" PP011212W  
 3/8" 1/2" PP011224W  
 1/2" 3/8" PP011623W  
 1/2" 1/2" PP011624W



**Tube OD Equal Tee**

1/4" PP0208W  
 5/16" PPM0208W  
 3/8" PP0212W  
 1/2" PP0216W



**Tube OD Equal Elbow**

1/4" PP0308W  
 5/16" PPM0308W  
 3/8" PP0312W  
 1/2" PP0316W



**Tube OD Equal Straight**

1/4" PP0408W  
 5/16" PPM0408W  
 3/8" PP0412W  
 1/2" PP0416W



**Stem OD Thread Stem Adaptor Male - NPTF**











1/4" 1/8" PP050821W  
 1/4" 1/4" PP050822W  
 3/8" 1/4" PP051222W  
 3/8" 3/8" PP051223W  
 1/2" 3/8" PP051623W  
 1/2" 1/2" PP051624W







**Stem OD Tube OD Reducer**

3/8" 1/4" PP061208W  
 1/2" 3/8" PP061612W



			Part Number/Description		
<b>Stem OD</b>		<b>Plug</b>			
1/4"			PP0808W		
5/16"			PPM0808W		
3/8"			PP0812W		
1/2"			PP0816W		
<b>Tube OD</b>		<b>Bulkhead</b>			
1/4"			PP1208W		
3/8"			PP1212W		
1/2"			PP1216W		
<b>Tube OD</b>	<b>Tube OD</b>	<b>Reducing Straight Connector</b>			
3/8"	1/4"		PP201208W		
1/2"	3/8"		PP201612W		
<b>Tube OD</b>	<b>Tube OD</b>	<b>Reducing Elbow</b>			
5/16"	1/4"		PP211008W		
3/8"	1/4"		PP211208W		
<b>Stem OD</b>	<b>Tube OD</b>	<b>Stem Elbow</b>			
1/4"	1/4"		PP220808W		
5/16"	5/16"		PPM220808W		
3/8"	1/4"		PP221208W		
3/8"	3/8"		PP221212W		
<b>Tube OD</b>	<b>Two Way Divider</b>				
3/8"	PP2312W				
<b>Stem OD</b>	<b>Hose ID</b>	<b>Tube To Hose Stem</b>			
3/8"	3/8"		PP251212W		
3/8"	1/2"		PP251216W		
1/2"	3/8"		PP251612W		
1/2"	1/2"		PP251616W		
<b>Tube OD</b>	<b>Tube OD</b>	<b>Reducing Tee</b>			
3/8"	1/4"		PP30121208W		
1/2"	3/8"		PP301612W		
<b>Tube OD</b>	<b>Thread</b>	<b>Rigid Elbow Male - Taper Thread BSPT</b>			
1/4"	1/8"		PP480821W		
1/4"	1/4"		PP480822W		
1/4"	3/8"		PP480823W		
3/8"	1/4"		PP481222W		
3/8"	3/8"		PP481223W		
<b>POLYPROPYLENE WHITE METRIC FITTINGS</b>					
<b>Tube OD</b>	<b>Tube OD</b>	<b>Equal Straight Connector</b>			
8mm	8mm		PPM0408W		

		Part Number/Description	
<b>Tube OD</b>	<b>Tube OD</b>	<b>Equal Elbow</b>	
8mm	8mm	PPM0308W	
<b>Stem OD</b>	<b>Tube OD</b>	<b>Stem Elbow</b>	
8mm	8mm	PPM220808W	
<b>Tube OD</b>	<b>Stem OD</b>	<b>Equal Tee</b>	
8mm	8mm	PPM0208W	
<b>Stem OD</b>		<b>Plug</b>	
8mm		PP0808W	

### ACETAL BLACK METRIC FITTINGS

#### Tube OD Thread Straight Adaptor Male - Taper Thread BSPT

4mm	1/8"	PM010401E
4mm	1/4"	PM010402E
5mm	1/8"	PM010501E
5mm	1/4"	PM010502E
6mm	1/8"	PM010601E
6mm	1/4"	PM010602E
8mm	1/8"	PM010801E
8mm	1/4"	PM010802E
8mm	3/8"	PM010803E
10mm	1/4"	PM011002E
10mm	3/8"	PM011003E
10mm	1/2"	PM011004E
12mm	3/8"	PM011203E
12mm	1/2"	PM011204E



#### Tube OD Thread Straight Adaptor Male - Parallel Thread BSP

4mm	1/8"	PM010411E
4mm	1/4"	PM010412E
5mm	1/8"	PM010511E
5mm	1/4"	PM010512E
6mm	1/8"	PM010611E
6mm	1/4"	PM010612E
8mm	1/8"	PM010811E
8mm	1/4"	PM010812E
8mm	3/8"	PM010813E
10mm	1/4"	PM011012E
10mm	3/8"	PM011013E
10mm	1/2"	PM011014E
12mm	3/8"	PM011213E
12mm	1/2"	PM011214E
15mm	1/2"	PM011514E
15mm	3/4"	PM011516E
18mm	1/2"	PM011814E
22mm	3/4"	PM012216E



Part Number/Description	
<b>Tube OD</b>	<b>Equal Tee</b>
4mm	PM0204E
5mm	PM0205E
6mm	PM0206E
8mm	PM0208E
10mm	PM0210E
12mm	PM0212E
15mm	PM0215E
18mm	PM0218E
22mm	PM0222E
28mm	PM0228E



<b>Tube OD</b>	<b>Equal Elbow</b>
4mm	PM0304E
5mm	PM0305E
6mm	PM0306E
8mm	PM0308E
10mm	PM0310E
12mm	PM0312E
15mm	PM0315E
18mm	PM0318E
22mm	PM0322E
28mm	PM0328E



<b>Tube OD</b>	<b>Equal Straight</b>
4mm	PM0404E
5mm	PM0405E
6mm	PM0406E
8mm	PM0408E
10mm	PM0410E
12mm	PM0412E
15mm	PM0415E
18mm	PM0418E
22mm	PM0422E
28mm	PM0428E



Stem OD	Thread	Stem Adaptor Male - Taper Thread BSPT
4mm	1/8"	PM050401E
4mm	1/4"	PM050402E
5mm	1/8"	PM050501E
5mm	1/4"	PM050502E
6mm	1/8"	PM050601E
6mm	1/4"	PM050602E
8mm	1/8"	PM050801E
8mm	1/4"	PM050802E
8mm	3/8"	PM050803E
10mm	1/4"	PM051002E
10mm	3/8"	PM051003E
10mm	1/2"	PM051004E
12mm	3/8"	PM051203E
12mm	1/2"	PM051204E



		Part Number/Description
<b>Stem OD</b>	<b>Thread</b>	<b>Stem Adaptor Male - Parallel Thread BSP</b>
4mm	1/8"	PM050411E
4mm	1/4"	PM050412E
5mm	1/8"	PM050511E
5mm	1/4"	PM050512E
6mm	1/8"	PM050611E
6mm	1/4"	PM050612E
8mm	1/8"	PM050811E
8mm	1/4"	PM050812E
8mm	3/8"	PM050813E
10mm	1/4"	PM051012E
10mm	3/8"	PM051013E
10mm	1/2"	PM051014E
12mm	3/8"	PM051213E
12mm	1/2"	PM051214E
15mm	1/2"	PM051514E
18mm	1/2"	PM051814E
22mm	3/4"	PM052216E



Stem OD	Tube OD	Reducer
5mm	4mm	PM060504E
6mm	4mm	PM060604E
6mm	5mm	PM060605E
8mm	4mm	PM060804E
8mm	5mm	PM060805E
8mm	6mm	PM060806E
10mm	6mm	PM061006E
10mm	8mm	PM061008E
12mm	8mm	PM061208E
12mm	10mm	PM061210E
15mm	10mm	PM061510E
15mm	12mm	PM061512E
22mm	15mm	PM062215E
22mm	18mm	PM062218E
28mm	15mm	PM062815E



Stem OD	Plug
4mm	PM0804R
5mm	PM0805R
6mm	PM0806R
8mm	PM0808R
10mm	PM0810R
12mm	PM0812R
15mm	PM0815R
18mm	PM0818R
22mm	PM0822R
28mm	PM0828R



		Part Number/Description
--	--	-------------------------

**Swivel Elbow Male - Taper Thread BSPT**

Tube OD	Thread	Part Number
4mm	1/8"	PM090401E
4mm	1/4"	PM090402E
5mm	1/8"	PM090501E
5mm	1/4"	PM090502E
6mm	1/8"	PM090601E
6mm	1/4"	PM090602E
8mm	1/8"	PM090801E
8mm	1/4"	PM090802E
8mm	3/8"	PM090803E
10mm	1/4"	PM091002E
10mm	3/8"	PM091003E
10mm	1/2"	PM091004E
12mm	3/8"	PM091203E
12mm	1/2"	PM091204E



**Swivel Elbow Male - Parallel Thread BSP**

Tube OD	Thread	Part Number
4mm	1/8"	PM090411E
4mm	1/4"	PM090412E
5mm	1/8"	PM090511E
5mm	1/4"	PM090512E
6mm	1/8"	PM090611E
6mm	1/4"	PM090612E
8mm	1/8"	PM090811E
8mm	1/4"	PM090812E
8mm	3/8"	PM090813E
10mm	1/4"	PM091012E
10mm	3/8"	PM091013E
10mm	1/2"	PM091014E
12mm	3/8"	PM091213E
12mm	1/2"	PM091214E



**Swivel Branch Tee Male - Taper Thread BSPT**

Tube OD	Thread	Part Number
4mm	1/8"	PM100401E
4mm	1/4"	PM100402E
5mm	1/8"	PM100501E
5mm	1/4"	PM100502E
6mm	1/8"	PM100601E
6mm	1/4"	PM100602E
8mm	1/8"	PM100801E
8mm	1/4"	PM100802E
8mm	3/8"	PM100803E
10mm	1/4"	PM101002E
10mm	3/8"	PM101003E
10mm	1/2"	PM101004E
12mm	3/8"	PM101203E
12mm	1/2"	PM101204E



		Part Number/Description
		<b>Swivel Branch Tee Male - Parallel Thread BSP</b>
4mm	1/8"	PM100411E
4mm	1/4"	PM100412E
5mm	1/8"	PM100511E
5mm	1/4"	PM100512E
6mm	1/8"	PM100611E
6mm	1/4"	PM100612E
8mm	1/8"	PM100811E
8mm	1/4"	PM100812E
8mm	3/8"	PM100813E
10mm	1/4"	PM101012E
10mm	3/8"	PM101013E
10mm	1/2"	PM101014E
12mm	3/8"	PM101213E
12mm	1/2"	PM101214E



		<b>Swivel Run Tee Male - Taper Thread BSPT</b>
4mm	1/8"	PM110401E
4mm	1/4"	PM110402E
5mm	1/8"	PM110501E
5mm	1/4"	PM110502E
6mm	1/8"	PM110601E
6mm	1/4"	PM110602E
8mm	1/8"	PM110801E
8mm	1/4"	PM110802E
8mm	3/8"	PM110803E
10mm	1/4"	PM111002E
10mm	3/8"	PM111003E
10mm	1/2"	PM111004E
12mm	3/8"	PM111203E
12mm	1/2"	PM111204E






		<b>Swivel Run Tee Male - Parallel Thread BSP</b>
4mm	1/8"	PM110411E
4mm	1/4"	PM110412E
5mm	1/8"	PM110511E
5mm	1/4"	PM110512E
6mm	1/8"	PM110611E
6mm	1/4"	PM110612E
8mm	1/8"	PM110811E
8mm	1/4"	PM110812E
8mm	3/8"	PM110813E
10mm	1/4"	PM111012E
10mm	3/8"	PM111013E
10mm	1/2"	PM111014E
12mm	3/8"	PM111213E
12mm	1/2"	PM111214E





		<b>Bulkhead</b>
4mm		PM1204E
5mm		PM1205E
6mm		PM1206E
8mm		PM1208E
10mm		PM1210E
12mm		PM1212E



Part Number/Description		
<b>Tube OD</b>		<b>Tube Inserts</b>
10		TSM10N
12		TSM1209S
15		TSM15N
		
<b>Tube OD</b>	<b>Tube OD</b>	<b>Reducing Straight Connector</b>
6mm	4mm	PM200604E
8mm	4mm	PM200804E
8mm	6mm	PM200806E
10mm	4mm	PM201004E
10mm	6mm	PM201006E
10mm	8mm	PM201008E
12mm	8mm	PM201208E
12mm	10mm	PM201210E
		
<b>Tube OD</b>	<b>Tube OD</b>	<b>Reducing Elbow</b>
6mm	4mm	PM210604E
8mm	4mm	PM210804E
8mm	6mm	PM210806E
10mm	4mm	PM211004E
10mm	6mm	PM211006E
10mm	8mm	PM211008E
12mm	8mm	PM211208E
12mm	10mm	PM211210E
		
<b>Stem OD</b>	<b>Tube OD</b>	<b>Stem Elbow</b>
4mm	4mm	PM220404E
5mm	5mm	PM220505E
6mm	6mm	PM220606E
8mm	8mm	PM220808E
10mm	10mm	PM221010E
12mm	12mm	PM221212E
15mm	15mm	PM221515E
18mm	18mm	PM221818E
22mm	22mm	PM222222E
		
<b>Tube OD</b>		<b>Two Way Divider</b>
4mm		PM2304E
8mm		PM2308E
10mm		PM2310E
		
<b>Stem OD</b>	<b>Hose ID</b>	<b>Tube To Hose Stem</b>
6mm	4mm	PM250604E
8mm	6mm	PM250806E
10mm	8mm	PM251008E
		
<b>Tube OD</b>	<b>Tube OD</b>	<b>Reducing Tee</b>
18mm	15mm	PM3018AE
22mm	15mm	PM3022AE
		





		Part Number/Description	
<b>Tube OD</b>	<b>Thread</b>	<b>Adaptor Female - BSP Thread</b>	
4mm	1/8"	PM450411E	
6mm	1/8"	PM450611E	
6mm	1/4"	PM450612E	
8mm	1/4"	PM450812E	
8mm	3/8"	PM450813E	
10mm	5/8"	PM451015FE	

<b>Tube OD</b>	<b>End Stop</b>		
12mm	PM4612E		
15mm	PM4615E		
22mm	PM4622E		

## VALVES


John Guest acetal shut-off valves have a brand new full bore mechanism and are specially designed for the Brewing and Soft Drinks industries and for potable water. They are also suitable for air and inert gases such as N2/CO2. When used with N2/CO2, they can be used to a maximum temperature of 50°C and the valve should be installed in accordance with The British Beer and Pub Association Code of Practice. The range includes valves with short and long handles to operate a 1/4 turn on/off action. The valves are available with or without mounting clip.

<b>Tube OD</b>	<b>Shut-Off Valve - Long Handle</b>		
3/8"	PISV0412S		
1/2"	PISV0416S		
<b>Tube OD</b>	<b>Shut-Off Valve - Short Handle</b>		
3/8"	PISV0412CS		

The PP range of shut-off valves is produced in polypropylene and parts are fitted with EPDM seals. Polypropylene has the advantage of being more chemically resistant than acetal. The valves are for use with potable water. For use with other potable liquids please refer to our Customer Services Department for guidance. The valves are not to be used with compressed air, explosive gases, petroleum spirit and other fuels or for heating systems.

<b>Tube OD</b>	<b>Thread</b>	<b>Shut-Off Valve Male NPTF</b>	
1/4"	1/4"	PPSV010822W	
3/8"	3/8"	PPSV011223W	
<b>Tube OD</b>	<b>Thread</b>	<b>Shut-Off Valve Female NPTF</b>	
1/4"	1/4"	PPSV500822W	
3/8"	1/4"	PPSV501222W	

	Part Number/Description	
<b>Tube OD</b>	<b>Shut-Off Valve</b>	
1/4"	PPSV040808W	
3/8"	PPSV041212W	
6mm	PPMSV040606W	
8mm	PPMSV040808W	
10mm	PPMSV041010W	
12mm	PPMSV041212W	
<b>Tube OD</b>	<b>Service Valve - Imperial</b>	
1/2"	1/2ISV	
<b>Tube OD</b>	<b>Service Valve - Metric</b>	
15mm	15ISV	
<b>Tube OD</b>	<b>Single Check Valve - Imperial</b>	
1/4"	1/4SCV	
5/16"	5/16SCV	
3/8"	3/8SCV	
<b>Tube OD</b>	<b>Single Check Valve - Metric</b>	
6mm	6SCV	
10mm	10SCV	
12mm	12SCV	
<b>Tube OD</b>	<b>Double Check Valve - Metric</b>	
15mm	15DCV	
	<b>SPARES</b>	
<b>Tube OD</b>	<b>Collets - Imperial Grey</b>	
5/32"	CP-C04M-DG	
3/16"	CP-C05M-DG	
1/4"	CP-C08I-DG	
5/16"	CP-C08M-DG	
3/8"	CP-C12I-DG	
1/2"	CP-C16I-DG	
<b>Tube OD</b>	<b>Collets - Metric Black</b>	
4mm	CP-C04M-E	
6mm	CP-C06M-E	
8mm	CP-C08M-E	
10mm	CP-C10M-E	
12mm	CP-C12M-E	
15mm	CP-C15M-E	
18mm	CP-C18M-E	
22mm	CP-C22M-E	
	<b>Tube Cutter - Suitable Up To 1/2"</b>	
	TSNIP	
	<b>Tube Cutter - Suitable Up To 28mm</b>	
	JGTS	

	Part Number/Description	
<b>Tube OD</b>	<b>Pipe Clip &amp; Spacer</b>	
15mm	PC15E	
18mm	JGRK18	
22mm	PC22E	
28mm	PC28E	
Spacer	PCSE	

**TUBE**

The John Guest PE range of plastic tubing is produced in Linear Low Density Polyethylene for cold and intermittent hot water applications. Our tubing provides the benefits of a wide range of temperature and pressure suitability, broad chemical compatibility and is made from non contaminating materials. Common applications are in water purification, water conditioners, ice makers and misting systems. LLDPE is more robust than traditional low or medium density polyethylene and is recommended for use with cold and intermittent hot water. Our tubing is made from FDA compliant materials and is NSF International certified. John Guest Polyethylene tubing is designed for use with John Guest Super Speedfit push-in fittings, John Guest Shut-Off Valves and virtually all standard tubing connectors.

**Tube OD Colour 1/4" LLDPE Tube - 152m Coil**

1/4"	Natural	PE08500N
1/4"	Blue	PE08500B
1/4"	Black	PE08500E
1/4"	Red	PE08500R
1/4"	White	PE08500W



**Tube OD Colour 1/4" LLDPE Tube - 304m Coil**

1/4"	Blue	PE081000B
1/4"	White	PE081000W



**Tube OD Colour 5/16" LLDPE Tube - 152m Coil**

5/16"	Natural	PE10500N
5/16"	Blue	PE10500B
5/16"	Black	PE10500E
5/16"	Red	PE10500R



**Tube OD Colour 3/8" LLDPE Tube - 152m Coil**







3/8"	Natural	PE12500N
3/8"	Blue	PE12500B
3/8"	Black	PE12500E
3/8"	Red	PE12500R
3/8"	White	PE12500W








**Tube OD Colour 1/2" LLDPE Tube - 76m Coil**

1/2"	Blue	PE16250B
------	------	----------



		Part Number/Description	
<b>Tube OD</b>	<b>Colour</b>	<b>4mm LLDPE Tube - 100m Coil</b>	
4mm	Natural	PE04100N	
4mm	Blue	PE04100B	
4mm	Black	PE04100E	
4mm	Red	PE04100R	
<b>Tube OD</b>	<b>Colour</b>	<b>6mm LLDPE Tube - 100m Coil</b>	
6mm	Natural	PE06100N	
6mm	Blue	PE06100B	
6mm	Black	PE06100E	
6mm	Red	PE06100R	
<b>Tube OD</b>	<b>Colour</b>	<b>8mm LLDPE Tube - 100m Coil</b>	
8mm	Natural	PE08100N	
8mm	Blue	PE08100B	
8mm	Black	PE08100E	
8mm	Red	PE08100R	
<b>Tube OD</b>	<b>Colour</b>	<b>10mm LLDPE Tube - 100m Coil</b>	
10mm	Natural	PE10100N	
10mm	Blue	PE10100B	
10mm	Black	PE10100E	
10mm	Red	PE10100R	
<b>Tube OD</b>	<b>Colour</b>	<b>12mm LLDPE Tube - 100m Coil</b>	
12mm	Natural	PE12100N	
12mm	Blue	PE12100B	
12mm	Black	PE12100E	
12mm	Red	PE12100R	
<b>Tube OD</b>	<b>Colour</b>	<b>15mm LLDPE Tube - 100m Coil</b>	
15mm	Blue	PE15100B	
15mm	Red	PE15100R	
15mm	Green	PE15100G	

### Marine Tube & Fittings

<b>Tube OD</b>		<b>Equal Straight Connector</b>	
15mm		PEM0415W	
22mm		PEM0422W	
<b>Tube OD</b>	<b>Tube OD</b>	<b>Reducing Straight Adaptor</b>	
22mm	15mm	PEM202215W	
<b>Tube OD</b>		<b>Equal Elbow</b>	
15mm		PEM0315W	
22mm		PEM0322W	
<b>Stem OD</b>	<b>Tube OD</b>	<b>Stem Elbow</b>	
15mm		PEM221515W	
22mm		PEM222222W	
<b>Tube</b>		<b>Equal Tee</b>	
15mm		PEM0215W	
22mm		PEM0222W	

		Part Number/Description	
<b>Tube OD</b>	<b>Branch OD</b>	<b>Reducing Tee</b>	
22mm	15mm	PEM3022AW	
15mm	22mm	PEM3022CW	
<b>Stem OD</b>	<b>Tube OD</b>	<b>Reducer</b>	
22mm	15mm	PEM062215W	
<b>Tube OD</b>	<b>Thread</b>	<b>Tap Connector ( Loose Nut )</b>	
15mm	1/2"	PEMSTC1514	
15mm	3/4"	PEMSTC1516	
22mm	3/4"	PEMSTC2216	
<b>Tube OD</b>	<b>Thread</b>	<b>Elbow Tap Connector ( Loose Nut )</b>	
15mm	1/2"	PEMBTC1514	
<b>Tube OD</b>	<b>Thread</b>	<b>Female Coupler Tap Connector</b>	
15mm	1/2"	PSE3201W	
22mm	3/4"	PSE3202W	
15mm	3/4"	PSE3203W	
<b>Tube OD</b>		<b>End Cap</b>	
15mm		PSE4615W	
22mm		PSE4622E	
<b>Tube OD</b>		<b>Plug</b>	
15mm		PM0815E	
22mm		PL22	
<b>Tube OD</b>		<b>Tank Connector</b>	
15mm		CM0715S	
22mm		CM0722S	
<b>Tube OD</b>	<b>Thread</b>	<b>Wingback FI Elbow BSP</b>	
15mm	1/2"	15WB	
22mm	3/4"	22WB	
<b>Tube OD</b>	<b>Thread</b>	<b>Brass Male Connector</b>	
22mm	3/4"	22MC(3-4)	
15mm	1/2"	15MC(1-2)	
15mm	1/2"	MW011504N	
22mm	3/4"	MW012206N	
<b>Stem OD</b>	<b>Thread</b>	<b>Brass Male Stem Adaptor</b>	
15mm	1/2"	MW051504N	
22mm	3/4"	MW052206N	
<b>Stem OD</b>	<b>Thread</b>	<b>Brass Female Stem Adaptor</b>	
15mm	1/2"	MW501514N	
22mm	3/4"	MW502216N	
<b>Tube OD</b>		<b>Pipe Inserts</b>	
15mm		STS15	
22mm		STS22	
<b>Tube OD</b>		<b>Cold Forming Bend</b>	
15mm		15CFB	
22mm		22CFB	

		Part Number/Description	
<b>Tube OD</b>	<b>Thread</b>	<b>Tap Adaptor Female</b>	
15mm	1/2"	CM3201S	
<b>Tube OD</b>	<b>Hose</b>	<b>Hose Connector</b>	
15mm	1/2"	NC448	
22mm	3/4"	NC473	
22mm	1/2"	NC737	
<b>Tube OD</b>	<b>Tube OD</b>	<b>Conversion Connector</b>	
1/2"	15mm	NC471	
<b>Stem OD</b>	<b>Stem OD</b>	<b>Conversion Stem</b>	
15mm	3/8"	NC478	
<b>Tube OD</b>		<b>Emergency Shut Off Tap</b>	
15mm		15ESOT	
<b>Tube OD</b>		<b>Brass Drain Cock</b>	
15mm		15BDC	
<b>Tube OD</b>		<b>Stop Valve</b>	
15mm		15STV	
22mm		22STV	
<b>Tube OD</b>		<b>Double Check Valve</b>	
15mm		15DCV	
<b>Tube OD</b>	<b>Thread</b>	<b>Appliance Tap</b>	
15mm	3/4"	15APT	
<b>Tube OD</b>		<b>Brass Stop Tap</b>	
15mm		15BSC	
<b>Tube OD</b>		<b>Service Valve</b>	
15mm		15SV	
<b>Tube OD</b>	<b>Colour</b>	<b>Locking Clips</b>	
15mm	Grey	CM1815S	
15mm	Red	CM1815R	
15mm	Blue	CM1815B	
15mm	White	CM1815W	
22mm	Grey	CM1822S	
22mm	Red	CM1822R	
22mm	Blue	CM1822B	
22mm	White	CM1822W	
<b>Tube OD</b>		<b>Pipe Clips</b>	
15mm		PC15W	
22mm		PC22W	
Spacer		PCSW	
<b>Tube OD</b>	<b>Length</b>	<b>Speedpex Barrier Pipe - Coils</b>	
15mm	25m	15BPEX-25C	
15mm	50m	15BPEX-50C	
22mm	25m	22BPEX-25C	
22mm	50m	22BPEX-50C	
<b>Tube OD</b>	<b>Length</b>	<b>Speedpex Barrier Pipe - Lengths</b>	
15mm	3m	15BPEXL3	
22mm	3m	22BPEXL3	
<b>Tube OD</b>	<b>Colour</b>	<b>LLDPE Tube - 100m Coil</b>	
15mm	Blue	PE15100B	
15mm	Green	PE15100G	
15mm	Red	PE15100R	

Part Number/Description	
<b>CARAVAN &amp; MOTORHOME TUBE &amp; FITTINGS</b>	
<b>Tube OD</b>	<b>Thread</b> <b>Brass Straight Male Adaptor</b>
12mm	½" NPTF    NC2726
12mm	½" BSP    12MC(1-2)
<b>Tube OD</b>	<b>Thread</b> <b>Plastic Straight Male Adaptor</b>
12mm	3/8" BSPT    PM011203E
12mm	½" BSPT    PM011204E
12mm	3/8" BSP    PM011213E
12mm	½" BSPT    PM011214E
<b>Tube OD</b>	<b>Equal Tee</b>
12mm	PM0212E
<b>Tube OD</b>	<b>Equal Elbow</b>
12mm	PM0312E
<b>Tube OD</b>	<b>Equal Straight</b>
12mm	PM0412E
<b>Tube OD</b>	<b>Bulkhead</b>
12mm	PM1212E
<b>Tube OD</b>	<b>Equal Divider</b>
12mm	RM2312E
<b>Tube OD</b>	<b>Thread</b> <b>Brass Swivel Elbow Male</b>
12mm	½"    RM091214
<b>Tube OD</b>	<b>Thread</b> <b>Plastic Swivel Elbow Male</b>
12mm	3/8" BSPT    PM091203E
12mm	½" BSPT    PM091204E
12mm	3/8" BSP    PM091213E
12mm	½" BSP    PM091214E
<b>Tube OD</b>	<b>Thread</b> <b>Tap Adaptor Female</b>
12mm	3/8" BSP    CM451213FS
12mm	½" BSP    CM451214FS
12mm	3/8" BSP    NCCM451213FS ( Short Thread )
<b>Stem OD</b>	<b>Plug</b>
12mm	PM0812R
<b>Collet</b>	<b>Locking Clip</b>
12mm	PM1812R
<b>Tube</b>	<b>Tube Insert</b>
12mm	TSM1209S
<b>Tube OD</b>	<b>Shut-Off Valve</b>
12mm	PPMSV041212W
<b>Tube OD</b>	<b>Single Check Valve</b>
12mm	12SCV
<b>Tube</b>	<b>Colour</b> <b>LLDPE Tube - 100m Coil</b>
12mm	Black    PE12100E
12mm	Blue    PE12100B

