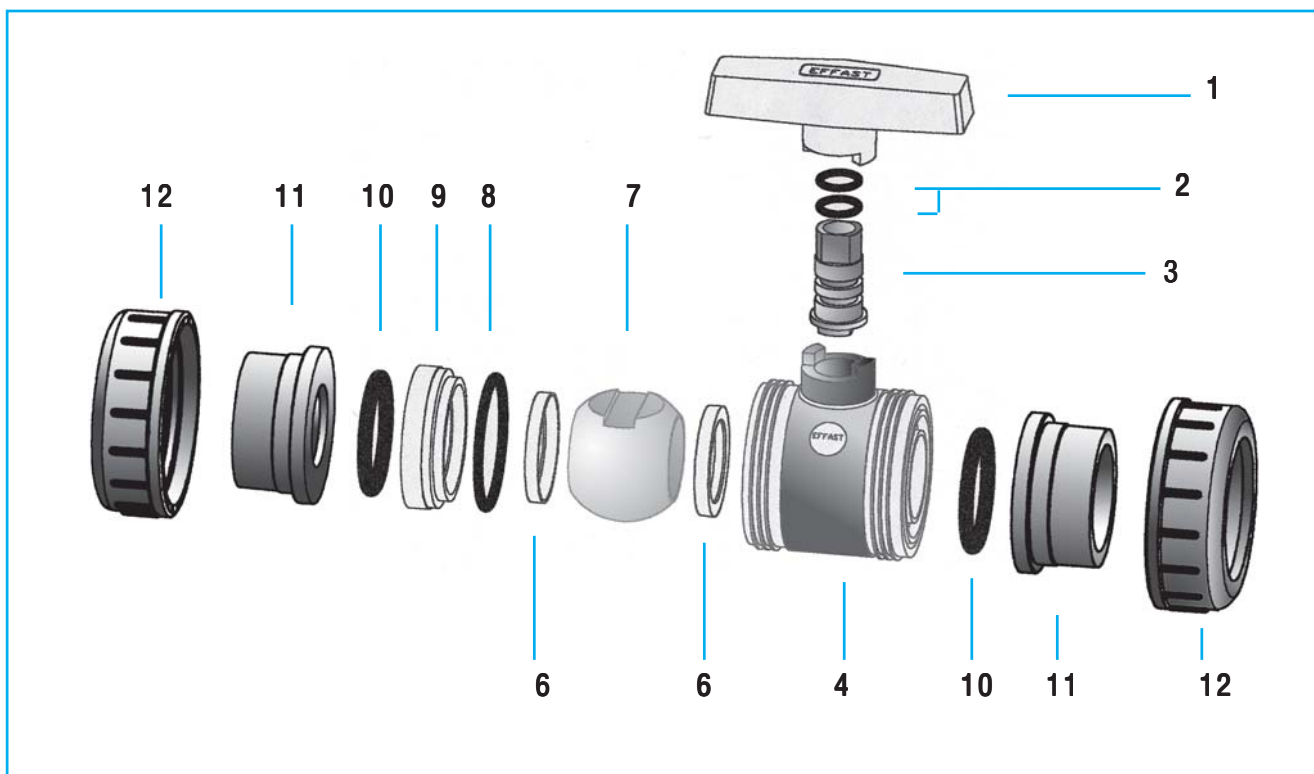


PVC-uH ball valves - "BV" range

Vannes à Boisseau spherique en PVC-uH - serie "BV"

PVC-uH Kugelhähne - serie "BV"

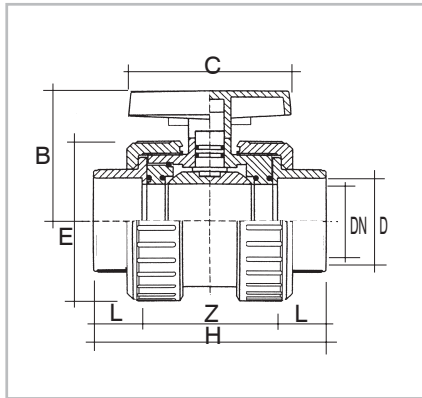
Valvole a sfera in PVC-uH - serie "BV"



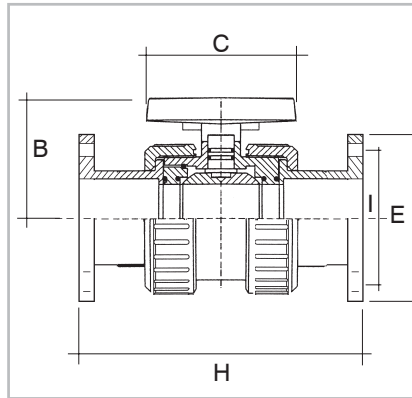
Nr.	DESCRIPTION	DESCRIPTION	TEILE	DESCRIZIONE	MAT
1	HANDLE	POIGNÉE	HEBEL	MANIGLIA	ABS
2	PUSH ROD O-RINGS	JOINT DE LA TIGE DE MANOEUVRE	ZAPFENDICHTUNGEN	O-RINGS ASTA COMANDO	EPDM
3	PUSH ROD	TIGE DE MANOEUVRE	ZAPFEN	ASTA COMANDO	PVC-uH
4	BODY	CORPS	GEHÄUSE	CORPO	PVC-uH
6	BALL SEATINGS	GARNITURE DE LA BILLE	PTFE DICHTUNGEN	SEDI SFERA	PTFE
7	BALL	BILLE	KUGEL	SFERA	PVC-uH
8	BODY O-RING	JOINT DU CORPS	GEHÄUSEDICHTUNG	O-RING CORPO	EPDM
9	GASKETS CARRIER	SUPPORT DE LA GARNITURE	EINSCHRAUBTEIL	PORTA GUARNIZIONE	PVC-uH
10	O-RINGS UNDER SOCKETS	JOINT TORIQUE COLLET	BUNDBUCHSEN-DICHTUNGEN	O-RINGS MANICOTTI	EPDM
11	SOCKETS	COLLET	BUNDBUCHSEN	MANICOTTI	PVC-uH
12	NUTS	ECROU UNION	ÜBERWURFMUTTERN	GHIERE	PVC-uH

All valves can be supplied with **ASTM** or **NPT** socket ends

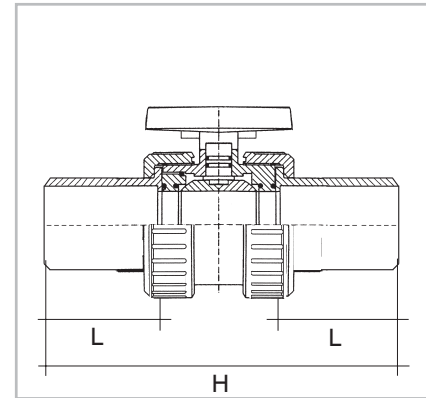
Tutte le valvole possono essere fornite con manicotti incollaggio **ASTM** o filettati **NPT**



BVD - BVE



BVF



BVP

	D mm	D inch	DN	L	Z	H	E	B	C	Peso g	L/m Δp=1bar
BVD EPDM O-rings (BVA) british standard Double union, metric or B.S., solvent cementing Radial femelle à collar Radial mit klebemuffen Radiale con attacchi per incollaggio	16	3/8"	15	16	46	78	50	51	65	140	190
	20	1/2"	15	16	46	78	50	51	65	140	190
	25	3/4"	20	19	52	90	60	58	70	200	380
	32	1"	25	22	60	104	68	65	82	300	700
	40	1 1/4"	32	26	68	120	80	76	92	450	1000
	50	1 1/2"	40	31	78	140	94	88	105	690	1700
	63	2"	50	38	93	169	115	104	123	1150	3200
	75	2 1/2"	65	44	139	227	168	137	168	3100	5000
	90	3"	80	51	139	242	168	138	168	3250	7000
	110	4"	100	61	160	282	210	166	190	5500	10000
BVE EPDM O-rings Double union, BSP, threaded Radial taraudée Radial mit gewindemuffen Radiale con attacchi filettati		3/8"	15	16	46	78	50	51	65	140	190
		1/2"	15	16	46	78	50	51	65	140	190
		3/4"	20	19	52	90	60	58	70	200	380
		1"	25	22	60	104	68	65	82	300	700
		1 1/4"	32	24	68	116	80	76	92	450	1000
		1 1/2"	40	24	78	126	94	88	105	690	1700
		2"	50	28	93	149	115	104	123	1150	3200
		2 1/2"	65	33	139	205	168	137	168	3050	5000
	3"	80	36	139	212	168	138	168	3200	7000	
	4"	100	42	160	244	210	166	190	5400	10000	
BVF EPDM O-rings Loose Flanges Brides libres Lose flansche Flangie folli	D mm	D inch	DN	N° fori	I	H	E	B	C	Peso g	L/m Δp=1bar
	20		15	4	65	130	95	51	65	300	190
	25		20	4	75	150	105	58	70	430	380
	32		25	4	85	160	115	65	82	620	700
	40		32	4	100	180	140	76	92	920	1000
	50		40	4	110	200	150	88	105	1300	1700
	63		50	4	125	230	165	104	123	2100	3200
	75		65	4	145	290	185	137	168	4200	5000
	90		80	8	160	310	200	138	168	4800	7000
	110		100	8	180	350	228	166	190	7600	10000